

# Open Front Bench Booth



Col-Met's Open Front Bench Booths offer a safe environment for any type of finishing operation and allows easy paint application for small to medium sized parts. The Open Front Bench Booths are designed for batch type production systems, but lots of smaller shops favor this model to paint a few small items daily or weekly and maintenance departments utilize this type of booth for every day building repair projects.

Air flows in the open front of the booth, passes through the booth's working area, and into the filtered exhaust chamber located in the rear of the booth. This filtered exhaust air is drawn through the exhaust plenum and discharged upward into the atmosphere through the exhaust stack. To make efficient use of your valuable floor space, Col-Met's Industrial Booths are available in a range of standard sizes to accommodate your finishing needs. Custom sizes and designs are available to accommodate site specific needs.

Col-Met booths are easy to install and simple to maintain. The quality and workmanship of Col-Met spray booths allow us to offer a 5-year warranty when using high performance W-Series RP Arrestor exhaust filters manufactured by Col-Met



## Booth Features

- Col-Met booths are constructed from heavy duty 18-gauge, prime quality galvanized steel and engineered with corresponding support structure.
- All panels and support members are laser cut and precision formed for consistent fit allowing for easy nut and bolt assembly.
- Col-Met booths ship with industry leading E-Light LED lighting which provides lower energy usage, exceptionally longer life, truer color rendering, reduced maintenance costs and includes a 5-year warranty.
- LED lighting is constructed of 22-gauge steel which is powder coated white, and available in 4000 and 8000 lumen models. E-Lights are ETL listed for US and Canada with Class 1 Division 2, Group A, B, C, D and Class 2 division 2, Group F and G ratings.
- High efficiency W-Series RP Paint Arrestor blanket media ships with every booth for extended life, increased depth loading and holding capacity. The blanket filters are secured in place with Col-Met FilterLoc technology which provides a tighter seal to the booth eliminating overspray bypass while providing quick and easy filter change outs.
- All Col-Met booths utilize efficient and quality brand-name tube-axial fans and motors.
- Air solenoid valve Interlocked to the exhaust fan and air supply for the spray application equipment is also included.
- Col-Met booths meet and/or exceed quality performance standards and all applicable OSHA and NFPA regulations

## Booth Options

- Air Make-up Units (AMU's) and intake chambers
- Filtration options including: 2-Stage, 3-stage, NESHAP
- Reduced and or variable air flows for automatic spray operations
- Durable powder coated white
- Control panel and other electrical components can be purchased separately
- Exhaust ductwork



Optional UL & ETL listed control panel



Air solenoid valve



5/16" bolts with serrated lock nut



Industry-leading LED lighting with 5-year warranty

# Open Front Bench Booth

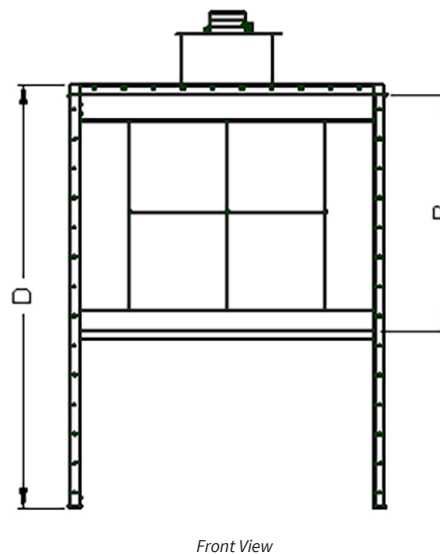
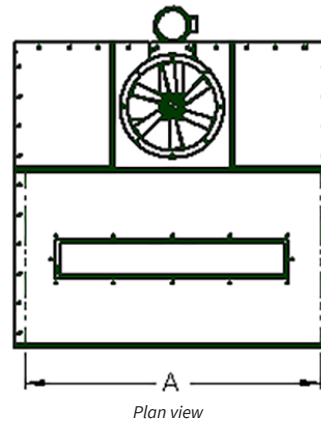
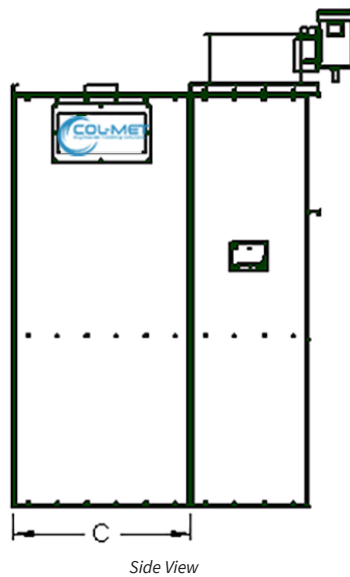


## Selecting a Booth Size

Col-Met can design and build spray booths in a variety of sizes and configurations. Although our team can engineer a custom booth to fit your needs, below are standard sizes that are quickly available to you.

Model Number	Interior Dimensions			Exterior Dimensions			Qty. Lights	Fan Diameter	Fan HP	SCFM @ 1/2" SP	Shipping Weight
	Width	Height	Length	Width	Height	Length					
IBB-04-07-02-00-S	4'-0"	4'-0"	2'-0"	4'-4"	7'-2"	4'-2"	0*	18"	.75HP	2,000	675
IBB-05-07-03-00-S	5'-0"	4'-0"	3'-0"	5'-4"	7'-2"	5'-2"	1	18"	.75HP	2,500	940
IBB-06-07-03-00-S	6'-0"	4'-0"	3'-0"	6'-4"	7'-2"	5'-2"	1	18"	.75HP	3,000	1,240
IBB-08-07-03-00-S	8'-0"	4'-0"	3'-0"	8'-4"	7'-2"	5'-2"	1	18"	1HP	4,000	1,630
IBB-10-07-03-00-S	10'-0"	4'-0"	3'-0"	10'-4"	7'-2"	5'-2"	2	18"	1.5HP	5,000	1,870
IBB-12-07-03-00-S	12'-0"	4'-0"	3'-0"	12'-4"	7'-2"	5'-8"	2	24"	1.5HP	6,000	2,450
<b>Ref. Key</b>	<b>A</b>	<b>B</b>	<b>C</b>	<b>D</b>							

\*Booths ship in less than 10 days.  
 ONLY for these items without any modifications. Any additional items on the order may impact lead time. Contact your Col-Met representative for more information.



## Col-Met Engineered Finishing Solutions

2975 Discovery Blvd. Rockwall, TX 75032 Toll-Free 888-452-6684 eFax (972)-408-0881 Email sales@colmetsb.com www.colmetsb.com SB-1004-A

Follow Us:

